



## PS Plus 3 – LINK

Marek Musiol  
Lead Research Statistician  
PS Plus  
Marek.Musiol@hmps.gsi.gov.uk

Adam Bennett  
Statistics Officer  
PS Plus  
Adam.Bennett@hmps.gsi.gov.uk

Lucy Pendlebury  
Statistics Officer  
PS Plus  
Lucy.Pendlebury@hmps.gsi.gov.uk



**NOMS** National Offender  
Management Service  
Working together to reduce re-offending

Contents

Introduction

Introduction..... Page 2

Section 1 – Demographics

Intended Release Areas..... Page 3

Reasons for Leaving the Project..... Page 4

Diversity..... Page 5-6

Assessed Needs..... Page 7-8

Risk..... Page 9

Offences..... Page 10

Motivation..... Page 11

Section 2 – Assistance Received

Soft Outcomes - Summary..... Page 12

Soft Outcomes - Qualifications..... Page 13

Hard ETE Outcomes..... Page 14

All Outcomes - Summary..... Page 15

This report has been compiled to give information about the offenders – beneficiaries – worked with on the PS Plus 3 LINK project. The LINK project was delivered in six prisons across England:

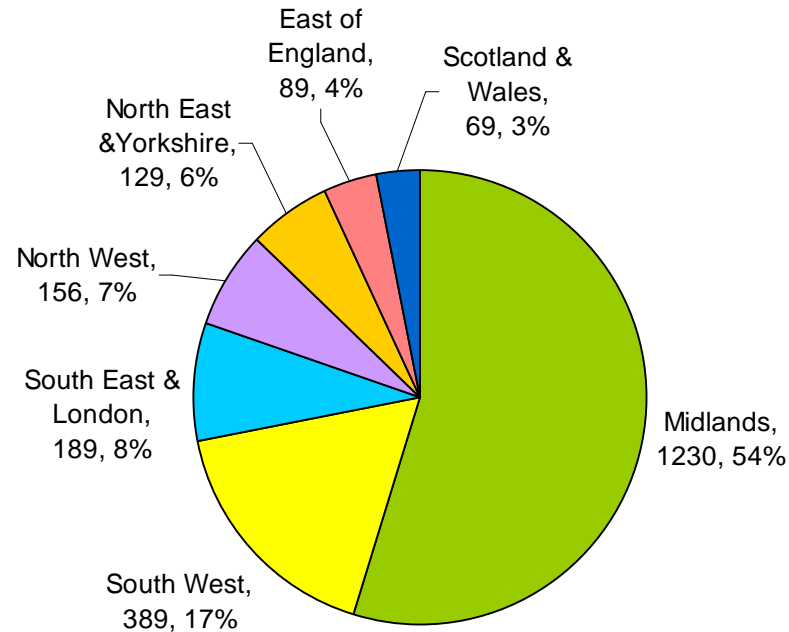
- HMP Channings Wood
- HMP Featherstone
- HMP North Sea Camp
- HMP Stafford
- HMP Sudbury
- HMP Whatton

The project ran for nine months, between 1<sup>st</sup> April 2007 and 31<sup>st</sup> December 2007, in which time **2251** beneficiaries were worked with. At its peak, it is estimated that on average the project worked with approximately 20% of the population of these six prisons.

This report will firstly show the background of the beneficiaries worked with on the project (section 1), followed by the intervention given and outcomes gained from PS Plus 3 intervention (section 2).

Information in the report has been obtained from the PS Plus developed CATS database (Case Assessment and Tracking System).

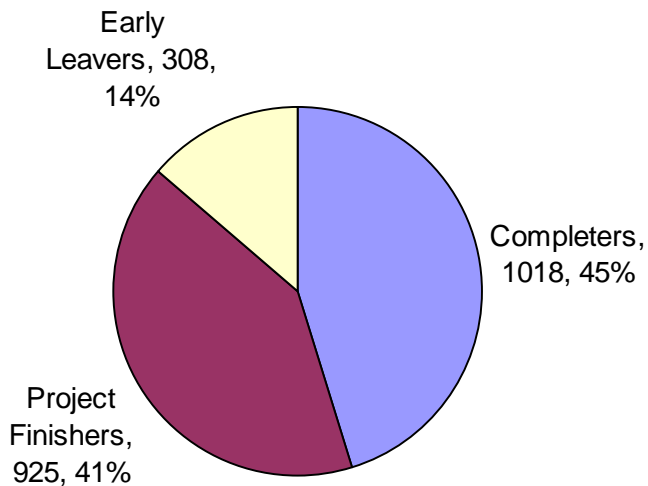
### Intended Release Areas



Breakdown of beneficiaries' intended release areas

- 54% (1230) of beneficiaries on the LINK project intended to live in the Midlands on release.
- 17% (389) intended to live in the South West.
- Over 97% (2188) of beneficiaries were due to remain in England. 59 beneficiaries intended to live in Wales and 10 beneficiaries intended to live in Scotland.

## Reasons for Leaving the Project



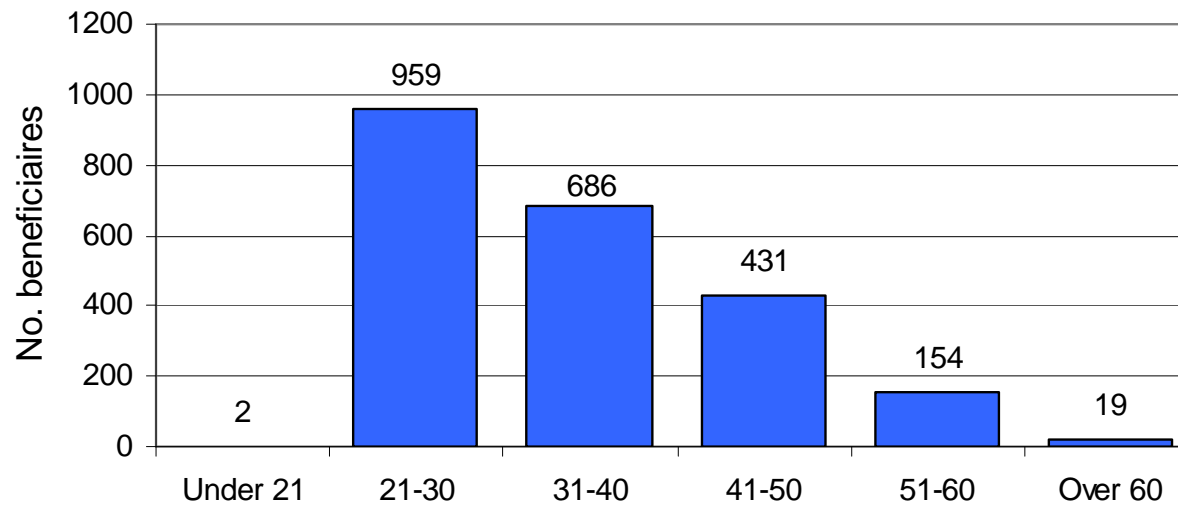
How beneficiaries left the project

<u>Reason for leaving early</u>	<u>No. bens</u>
Transferred to non-PS Plus establishment	235
Absconded	30
Decided not to continue on project	20
Death in custody	2
Deported	2
Other	19
<b>TOTAL</b>	<b>308</b>

Reasons for leaving the project early

- 1018 (45%) beneficiaries were *completers* – they left PS Plus when they were released from custody.
- 925 (41%) beneficiaries were *project finishers* – they completed the project in December 2007 before their release date due to the closure of the PS Plus project. This figure is particularly high due to the short length of this project and the need to close all files before 31<sup>st</sup> December 2007.
- A further 308 (14%) beneficiaries were *early leavers*. By far the most common reason for leaving the project early was due to transfer to another establishment.
- 55 beneficiaries benefited from the internal transfer system between PS Plus LINK prisons.

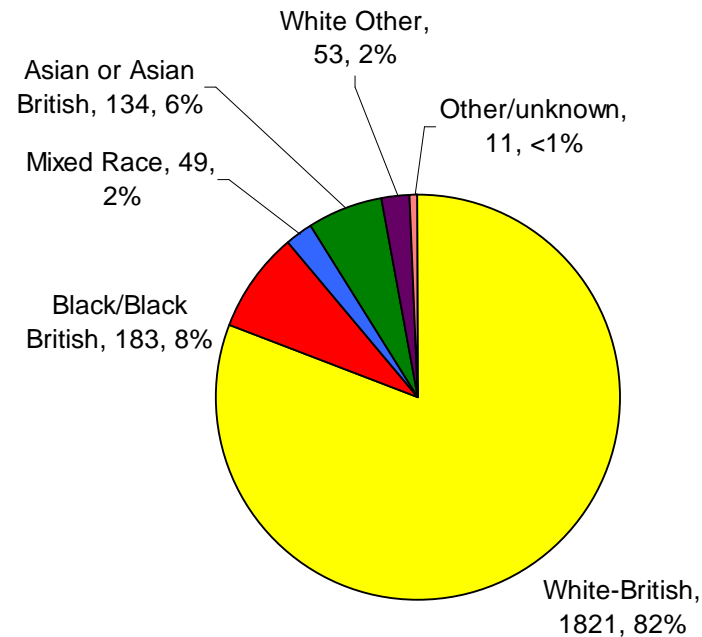
### Diversity: Age



Age groups of beneficiaries worked with on PS Plus 3 LINK

- The average (mean) age of PS Plus beneficiaries on starting the project across LINK prisons was 34 years 6 months.
- The most common age group is 21-30, accounting for 43% of beneficiaries.
- There were 2 beneficiaries aged under 21, and 19 beneficiaries aged over 60.

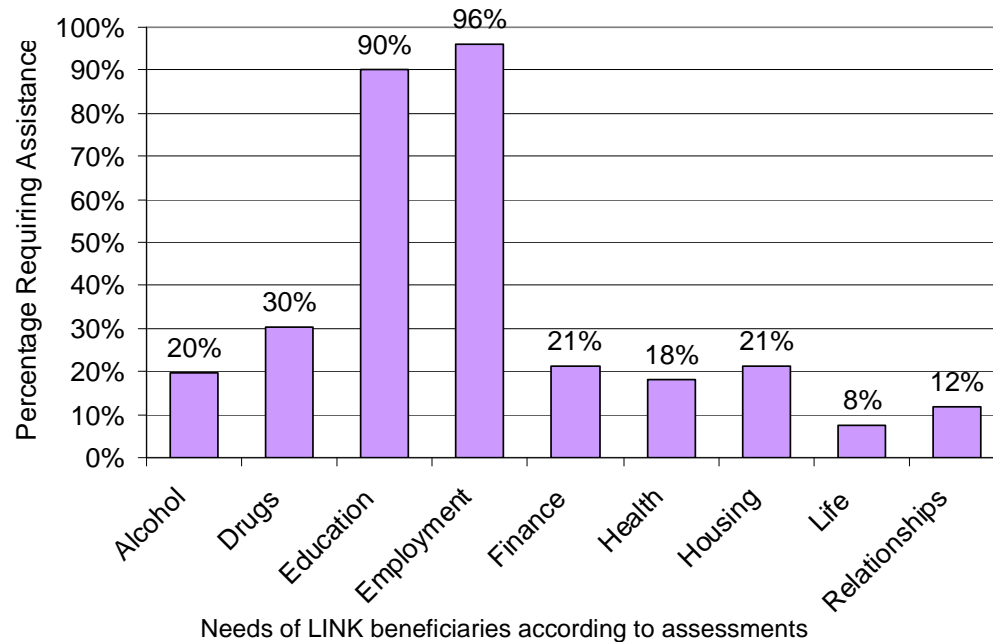
## Diversity: Ethnic Origin and Nationality



Ethnic origin of beneficiaries on PS Plus 3 LINK

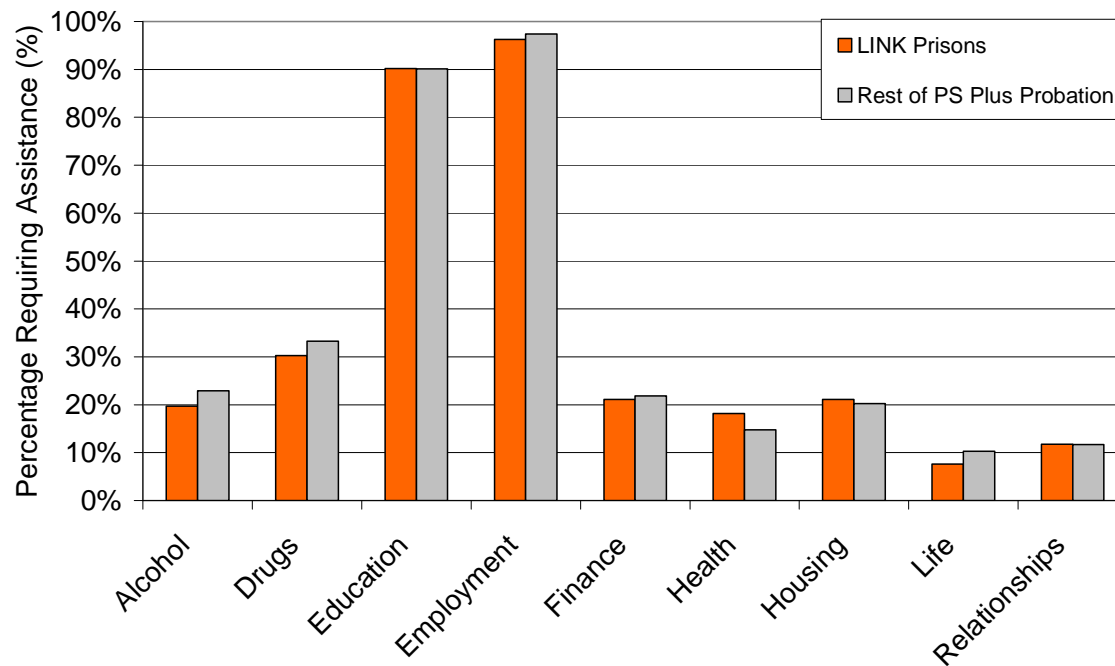
- 82% (1821) of beneficiaries on PS Plus LINK were White-British. Ethnic minorities accounted for 18% of the PS Plus population.
- 98% (2211) of beneficiaries were from the United Kingdom. PS Plus LINK worked with 40 people from outside the United Kingdom and of these, 21 were from outside the European Union. ESF constraints require that all PS Plus beneficiaries must be eligible to work in the U.K.

### Assessed Needs



- Every beneficiary needed help with either employment or education. 2166 (96%) beneficiaries needed help with employment. The vast majority of beneficiaries (87%) identified a need for help with both employment *and* education.
- 21% (476) of beneficiaries needed help with housing, and 11% (244) were identified as having no fixed abode.
- 18% (410) of beneficiaries needed some help with health issues, and 50 beneficiaries considered themselves disabled.
- 941 beneficiaries identified a need for help with either drugs or alcohol, which accounted for 42% of the total.

### Assessed Needs - Comparison

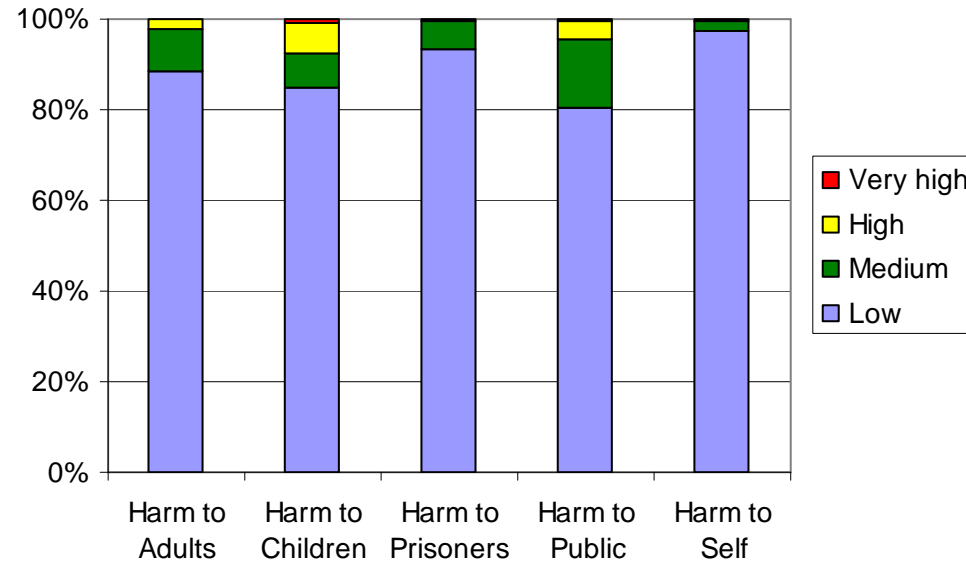


Needs of LINK beneficiaries compared to rest of PS Plus male prison population

- Statistical analysis shows that PS Plus beneficiaries on the LINK project are significantly *less* likely to have problems with alcohol, drugs, employment, and life issues than the rest of the PS Plus male prison population.
- Statistical analysis shows that PS Plus beneficiaries on the LINK project are significantly *more* likely to have problems with health than the rest of the PS Plus male prison population.



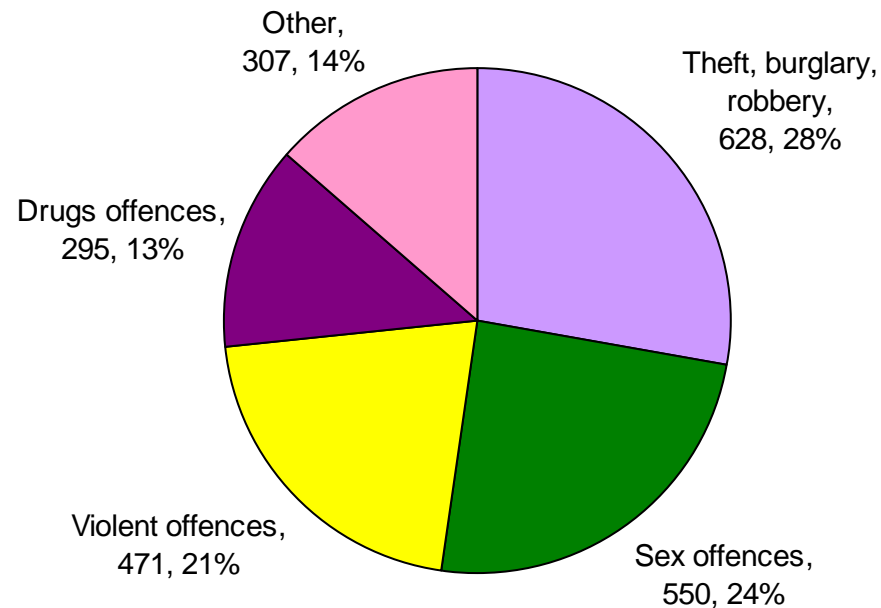
### Risk



Beneficiaries' risk levels

- Approximately 20% of beneficiaries' risk was unknown towards adults, children, other prisoners and the public. Approximately 40% of beneficiaries' risk to themselves was unknown.
- Less than 1% were classed as very high risk in each category.
- Where the risk was known, over 93% of prisoners were classified as low risk of harm towards other prisoners and themselves.
- Where the risk was known, the risk towards children, adults and the public was low for over 80% of beneficiaries.

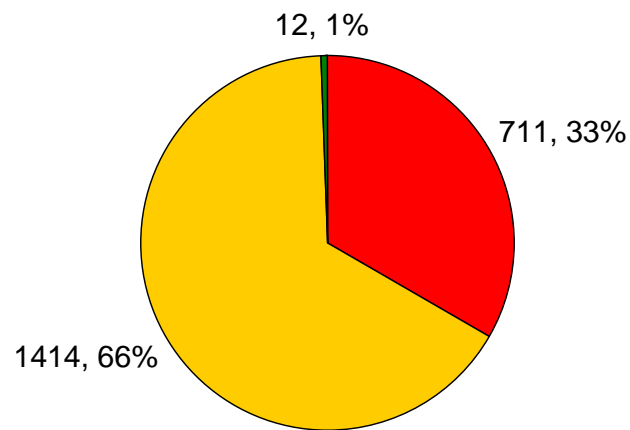
### Offences



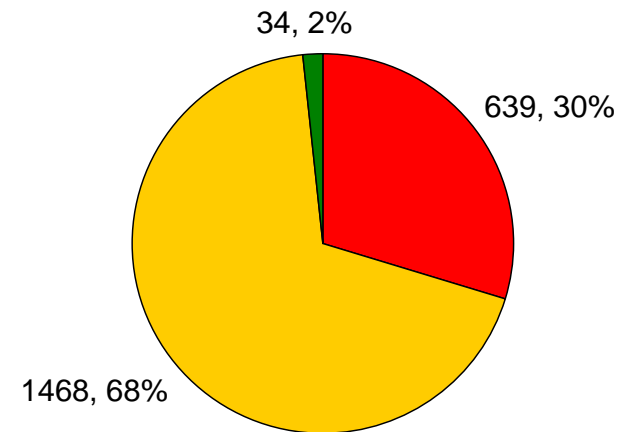
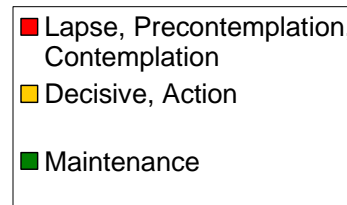
Offences committed by PS Plus LINK beneficiaries

- The most common type of offence committed by PS Plus beneficiaries was theft/burglary/robbery, accounting for 28% of offences.
- Sex offences made up 24% of beneficiaries' offences.

## Motivation



Beneficiaries' Starting Motivation



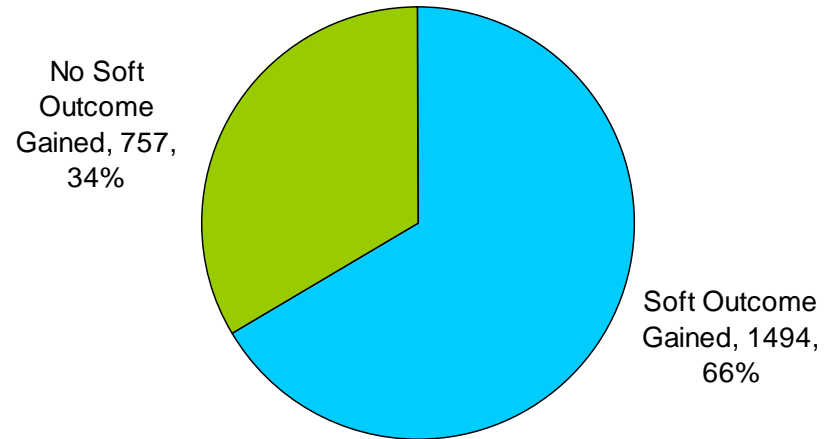
Beneficiaries' Finishing Motivation

- The proportion of beneficiaries whose motivation (where known) was lapse, pre-contemplation or contemplation decreased from 33% to 30%.
- 22 more beneficiaries had a motivation level of maintenance when beneficiaries' finishing motivation was calculated.

### Soft Outcomes - Summary

<u>Soft Outcome</u>	<u>No. outcomes</u>
Advice on Disclosure	790
CV Assisted	395
NVQs Gained	395
Non-NVQs Gained	382
Accessed Beneficiary Fund	378
Portfolio of Achievement	301
Job Club	179
CSCS – Health and Safety Test	74
Fresh Start Interview	64
IAG Assistance	59
Job Interview	33
Attended ECDL	21
Other Outcomes	64
<b>TOTAL</b>	<b>3135</b>

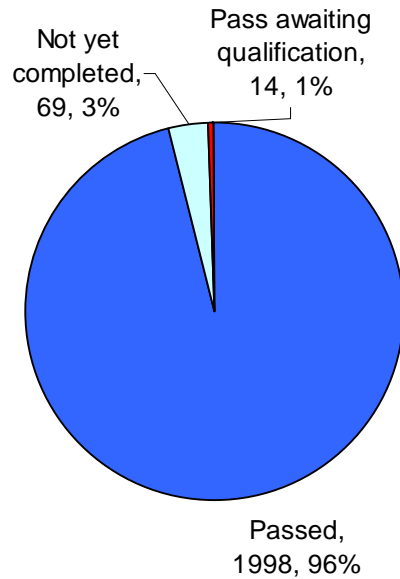
Soft outcomes gained by beneficiaries



Percentage Gaining a Soft Outcome

- 3135 soft outcomes were achieved by the 2251 beneficiaries on PS Plus LINK.
- 66% (1494) of beneficiaries achieved at least one soft outcome whilst on PS Plus.
- 790 (35%) beneficiaries received Advice on Disclosure.

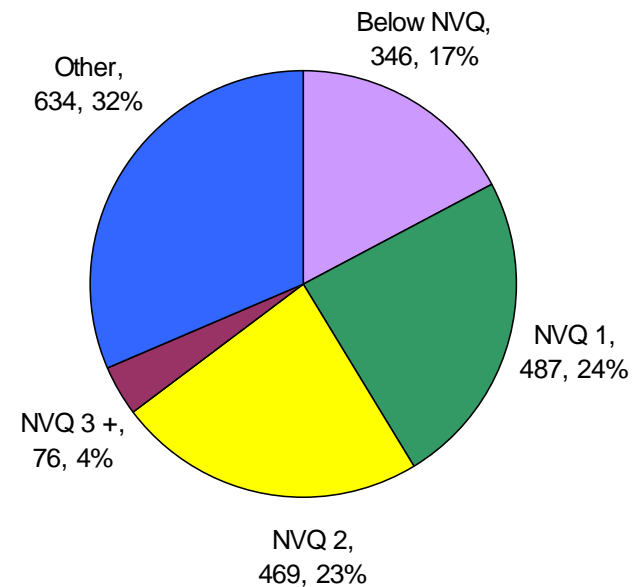
## Soft Outcomes - Qualifications



Exams passed by PS Plus beneficiaries

<u>Subjects Passed</u>	<u>No. passed</u>
Numeracy	348
Literacy	345
Employment Courses	287
Health & Safety	179
IT	147
Education	139
Food Preparation & Hygiene	134
Art	101
Preparation for Work	75
Admin Courses	70
First Aid	60
Relationships & Counselling	56
Sports & Fitness	31
Drugs & Alcohol Courses	15
Other course	25
<b>TOTAL</b>	<b>2012</b>

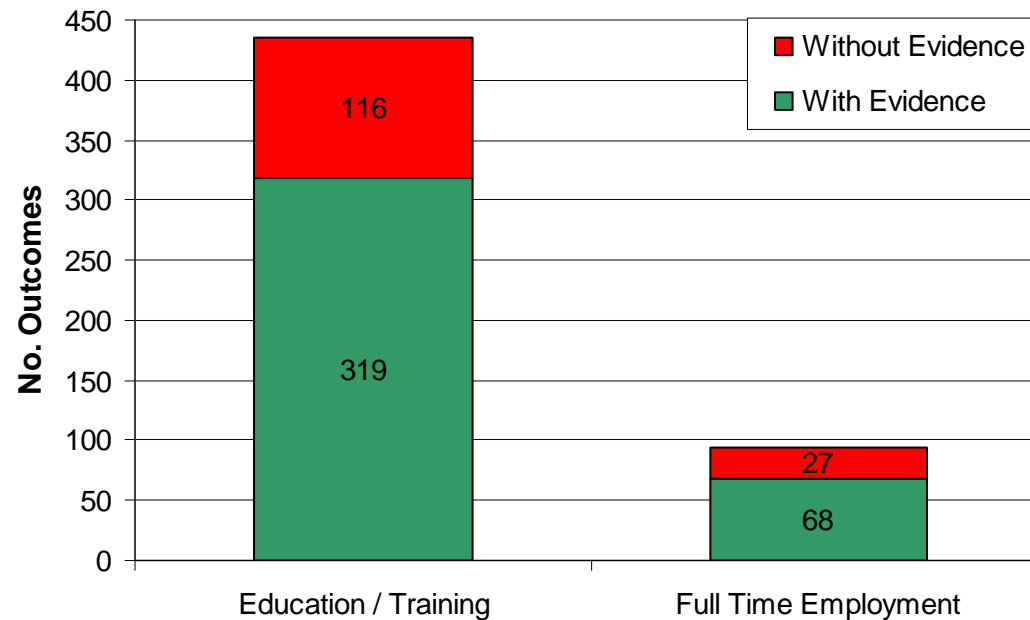
Subjects passed by PS Plus beneficiaries



NVQs gained by PS Plus beneficiaries

- No exams were failed by beneficiaries on the PS Plus LINK project. 2012 exams were passed, with 69 yet to be completed.
- PS Plus beneficiaries completed courses in a wide range of subjects, from educational courses to drug and alcohol awareness courses, for example, 698 adult literacy and numeracy courses and 188 health & safety courses were passed.
- 1032 NVQs (level 1 and above) have been gained by PS Plus beneficiaries.

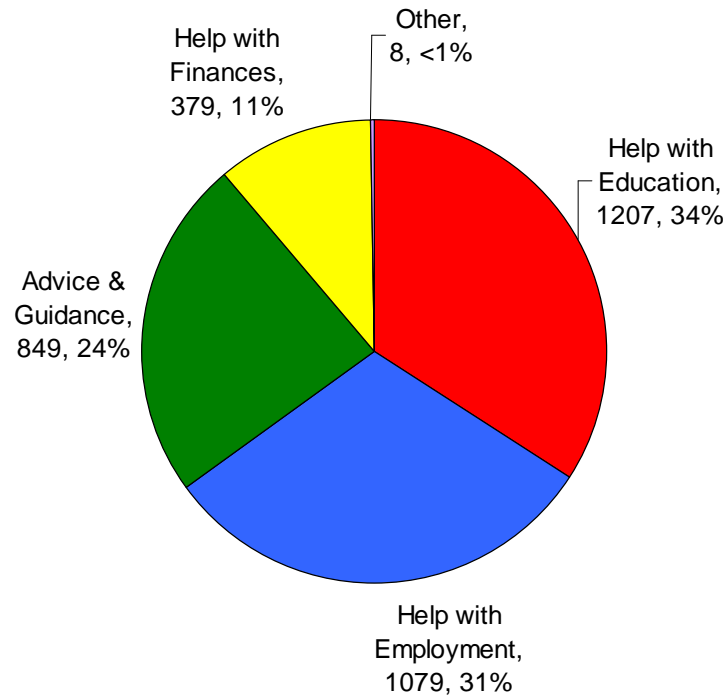
### Hard ETE Outcomes



Hard ETE outcomes achieved by beneficiaries

- 530 hard outcomes were recorded by PS Plus staff.
- 387 hard outcomes had sufficient evidence for ESF auditing purposes.
- Beneficiaries on the LINK project achieved 319 education/training outcomes and 68 employment outcomes.

### All Outcomes - Summary



Summary of All Outcomes Gained on PS Plus 3 LINK

- In total, 3522 outcomes were achieved by PS Plus beneficiaries at the six LINK establishments.
- 31% (1079) of these outcomes have helped improve beneficiaries' employability, from writing CVs to gaining full-time employment.
- 849 advice and guidance outcomes and 379 finance outcomes were gained by beneficiaries on the LINK project.